

USMC EYELETING MACHINE—MODEL C.

**CLASSIFIED LIST OF PARTS.
(Symbol UEC)**

FRAME PARTS.

Frame..... 1

CAM SHAFT PARTS.

Cam shaft..... 2A
 Cam shaft bushing..... 3
 Bushing set screw..... SL-5456V
 Bushing set screw nut..... NL-535K
 Cam shaft driving pulley..... UEB-3
 Driving pulley raceway pin..... 158
 Driving pulley pin..... UEB-37
 Driving pulley bushing..... UEB-4
 Driving pulley retaining washer..... WL-753T
 Driving pulley retaining nut..... NL-657K
 Driving pulley belt guard..... 167
 Belt guard screw..... SL-4055V
 Friction clutch hub..... UEB-5A
 Hub taper pin..... PL-925P
 Hub lock pin..... UEB-39
 Lock pin spring..... SPGL-1676S
 Lock pin handle..... SL-5134V
 Hub dog..... UEB-7
 Hub dog taper pin..... PL-1419P
 Hub dog pin, assembled, viz.: 1-UEB-8, 1-PL-3087P..... UEB-8 +
 Hub dog spring pin..... PL-3087P
 Hub dog spring..... SPGL-189S
 Eyelet box clutch pulley, assembled, viz.: 1-8, 1-158..... 8 +
 Clutch pulley pin..... 158
 Clutch pulley nut..... NL-535K
 Clutch pulley washer..... WL-217T
 Clutch pulley shipper arm..... 157
 Shipper arm stud..... SL-5081V
 Shipper arm plunger..... 13
 Shipper arm plunger screw..... SL-4207V
 Shipper arm plunger spring..... SPGL-1665S
 Starting rod..... 14
 Starting rod collar..... CL-106J
 Collar set screw..... SL-8194V
 Starting rod spring..... SPGL-332S
 Friction brake, upper, assembled, viz.: 1-136A, 1-138A,
 2-SL-4063V..... 136A +
 Friction brake leather..... 138A
 Friction brake leather screw..... SL-4063V
 Friction brake, lower, assembled, viz.: 1-137A, 1-138A,
 2-SL-4063V..... 137A +
 Friction brake leather..... 138A
 Friction brake leather screw..... SL-4063V

Read Special Instructions on page 2 before ordering parts.

USMC..... 3..... UEC

Friction brake fulcrum pin	139
Fulcrum pin set screw	SL-5286V
Friction brake spring	SPGL-671S
Friction brake spring screw	SL-3583V
Spring screw nut	NL-368K
Cam shaft hand wheel	145
Hand wheel taper pin	PL-3214P
Pulley guard	19
Pulley guard fulcrum pin	20
Fulcrum pin cone screw	SL-5286V
Pulley guard locating pin	PL-3422P

SET PARTS.

Bottom set	*21
Bottom set, for invisible eyelet	*171
Set bar	22
Set bar nut	23
Set bar nut spring	SPGL-1572S
Nut spring barrel	24
Barrel adjusting screw	25
Adjusting screw nut	NL-535K
Set bar clamp	26
Set bar clamp block	27
Clamp block stud	SL-5079V
Block stud washer	WL-1039T
Set lever, assembled, viz.: 1-142, 1-30, 1-SL-5222V	142 †
Set lever block	30
Set lever screw	SL-5222V
Set lever screw nut	NL-536K
Set lever fulcrum pin	29
Fulcrum pin cone screw	SL-5417V
Cone screw nut	NL-532K
Set spindle	31A

PUNCH PARTS.

Punch	*165
Punch block, plain	44
Punch block, with risers	†166
Punch block screw	SL-5069V
Punch marking pin nut	NL-532K
Punch bar	161
Punch bar nut, lower	NL-737K
Punch bar nut, upper	NL-738K
Punch bar link head	162
Link head stud	SL-5077V
Link head stud nut	NL-532K
Link head stud nut washer	WL-360T
Punch bar toggle link, upper, assembled, viz.: 1-34, 1-35	174
Punch bar toggle link, lower, assembled, viz.: 2-36	175
Toggle link fulcrum screw	SL-5078V
Fulcrum screw nut	NL-532K
Fulcrum screw washer	WL-360T
Punch bar operating link	37
Operating link steady screw	SL-5080V
Steady screw nut	NL-535K
Operating link eccentric bushing	38
Eccentric bushing fulcrum screw	SL-5086V
Fulcrum screw nut	NL-535K
Toggle link clamp rod	PL-3212P
Clamp rod binding screw	SL-5073V
Punch bar sliding head	39
Sliding head rod, lower	40
Rod cone screw	SL-5075V

* When ordering, specify make and size of eyelet to be used.

† Not sent unless ordered.

Read Special Instructions on page 2 before ordering parts.

US/C

4

UEC

Rod cone screw nut	NL-532K
Sliding head rod	41
Sliding head rod screw	SL-5083V
Sliding head block	42
Sliding head block stud	43
Block stud nut	NL-123K
Work plate, assembled, viz.: 1-169, 2-PL-2076P	169+
Work plate pin	PL-2076P
Work plate gauge	170
Gauge fulcrum screw	SL-5292V
Gauge adjusting screw	SL-5298V
Adjusting screw nut	NL-108K
Work plate and gauge, complete, viz.: 1-169+, 1-170, 2-NL-108K, 1-SL-5292V, 1-SL-5298V	173
Work plate marking pin	47A
Marking pin checknut	NL-532K
Work plate screw	SL-5072V
Punch cam	48A
Punch cam taper pin	PL-3214P
Punch cam lever	49
Punch cam lever gib, assembled, viz.: 1-50, 2-PL-3210P	50+
Lever gib pin	PL-3210P
Lever fulcrum pin	51
Fulcrum pin cone screw	SL-5075V
Cone screw nut	NL-532K
Lever link stud	52
Stud binding screw	SL-5071V

SPACING PARTS.

Spacer cam	53
Spacer cam taper pin	PL-3214P
Spacer cam lever	54
Lever cap, back	55
Lever cap screw	SL-5087V
Spacer hand lever link spring stud (see No. 64, below)	
Lever cap, front	56
Lever cap screw	SL-5087V
Lever gib, assembled, viz.: 1-50, 2-PL-3210P	50+
Lever gib pin	PL-3210P
Lever link	57
Lever link eccentric bushing	58
Eccentric bushing screw	SL-5084V
Lever link pin	59
Pin binding screw	SL-5073V
Spacer hand lever	60
Spacer hand lever nut	NL-123K
Spacer hand lever washer	WL-216T
Spacer hand lever link	61
Hand lever link screw	62
Link screw washer	WL-296T
Link screw nut	63
Link spring	SPGL-1662S
Link spring stud	64
Hand lever lock pin, assembled, viz.: 1-65, 1-PL-3215P, 1-134	65+
Lock pin dowel pin, short	PL-3215P
Lock pin dowel pin, long	134
Hand lever stop pin	67
Spacer treadle bell crank	68
Bell crank fulcrum stud	139
Fulcrum stud cone screw	SL-5286V
Bell crank connecting rod	70

Read Special Instructions on page 2 before ordering parts.

Connecting rod cotter pin.....	PL-1055P
Spacer bell crank.....	71
Bell crank fulcrum pin.....	72
Fulcrum pin set screw.....	SL-5075V
Set screw nut.....	NL-532K
Bell crank screw.....	SL-4157V
Bell crank screw nut.....	NL-532K
Bell crank block lever.....	73
Lever binding screw.....	SL-594V
Bell crank link.....	74
Link fulcrum pin.....	75
Fulcrum pin binding screw.....	SL-5073V
Spacing dial plate.....	76A
Spacing dial plate screw.....	SL-5087V

PRESSER FOOT PARTS.

Presser foot, regular.....	77
Presser foot, for closed vamp work.....	*172
Presser foot, for klondike eyelet.....	*150
Presser foot bar.....	PL-3211P
Bar binding screw.....	SL-5071V
Presser foot bar spring.....	SPGL-332S
Presser foot bar clamp.....	79
Bar clamp screw.....	SL-5071V
Bar clamp roll.....	RL-8632G
Bar clamp roll washer.....	WL-1038T
Bar clamp roll pin.....	PL-1055P
Presser foot dog.....	80
Dog fulcrum pin.....	81
Fulcrum pin screw.....	SL-5075V
Fulcrum pin screw nut.....	NL-532K
Presser foot dog link.....	82
Dog link stud.....	83
Stud binding screw.....	SL-5071V
Presser foot lifter.....	84
Lifter fulcrum pin.....	85
Fulcrum pin cone screw.....	SL-4157V
Cone screw nut.....	NL-532K
Presser foot guide pin.....	87
Guide pin set screw.....	SL-5286V
Set screw nut.....	NL-532K
Presser foot guide retainer.....	88
Retainer binding screw.....	SL-5073V

TREADLE PARTS.

Spacer treadle.....	RF-46
Spacer treadle stand.....	RF-45D
Spacer treadle stand screw.....	SL-4058V
Spacer treadle fulcrum pin.....	PL-2581P
Fulcrum pin cotter pin.....	PL-243P
Treadle rod lever, lower.....	381
Treadle rod screw.....	SL-4191V
Treadle rod, upper.....	168
Treadle rod connection.....	TTP-R2340
Connection set screw.....	SL-1081V
Treadle rod cotter pin.....	PL-243P
Clutch and presser foot treadle.....	155
Treadle stand.....	RF-45D
Treadle stand screw.....	SL-4058V
Treadle fulcrum pin.....	PL-2581P
Fulcrum pin cotter pin.....	PL-243P
Treadle rod, lower.....	383

* Not sent unless ordered.

Read Special Instructions on page 2 before ordering parts.

US/C

UEC

Treadle rod screw.....	SL-4191V
Treadle rod, upper.....	168
Treadle rod connection.....	TTP-R2340
Connection set screw.....	SL-1081V
Treadle rod cotter pin.....	PL-243P
Treadle rod.....	154
Treadle rod cotter pin.....	PL-243P
Treadle rod spring.....	SPGL-1375S
Spring screw eye.....	SL-2034V
Treadle chain.....	ULP-88
Treadle chain screw.....	SL-4191V
Treadle chain hook.....	UE-326

RACEWAY CARRIER PARTS.

Raceway swinging head.....	108
Head fulcrum stud.....	109
Fulcrum pin cone screw.....	SL-4157V
Cone screw nut.....	NL-532K
Head dowel.....	SDL-738Y
Head dowel pin.....	PL-1341P
Head dowel nut.....	NL-536K
Head dowel washer.....	WL-177T
Head stud, assembled, viz.: 1-110, 1-PL-2075P.....	110+
Head stud pin.....	PL-2075P
Head stud nut.....	NL-535K
Head stud washer.....	WL-8965T
Raceway bell crank.....	111A
Bell crank pivot screw, lower.....	SL-4172V
Bell crank pivot screw, upper.....	SL-4172V
Pivot screw nut.....	NL-191K
Bell crank link.....	113A
Link fulcrum pin.....	114A
Fulcrum pin screw.....	SL-5071V
Link fulcrum pin (swinging head end).....	115
Fulcrum pin screw.....	SL-5071V
Raceway cam lever link.....	116
Lever link block.....	117
Link block pin.....	PL-3209P
Link block pin cotter pin.....	PL-1055P
Link block stud.....	118
Block stud washer.....	WL-177T
Block stud nut.....	NL-536K
Lever link nut.....	NL-535K
Lever link end, assembled, viz.: 1-119, 1-120, 2-SL-5089V.....	119+
Link end cap.....	120
Link end cap screw.....	SL-5089V
Raceway cam.....	140A
Raceway cam taper pin.....	PL-925P
Raceway cam lever.....	124
Raceway cam lever gib, assembled, viz.: 1-125, 2-PL-3210P.....	125+
Lever gib pin.....	PL-3210P
Lever gib binding screw.....	SL-5071V
Lever gib ball eccentric.....	126

RACEWAY PARTS.

Raceway frame.....	*127
Raceway lock nut.....	128
Raceway guide, long.....	*129
Raceway guide screw.....	SL-2423V

* When ordering, specify make and size of eyelet to be used.

Read Special Instructions on page 2 before ordering parts.

Raceway guide washer	*144
Raceway guide, short	*130
Raceway guide screw	SL-2423V
Guide build-up block	*144
Build-up block screw	SL-3041V
Raceway latch	*131
Raceway latch screw	SL-5415V
Raceway latch screw nut	NL-540K
Raceway latch spring	SPGL-129S
Eyelet box cover	91
Cover latch	DE-K793
Cover latch rivet	PL-2549P
Cover hinge	PE-511D
Cover hinge pin	PL-2547P
Eyelet box lug	PE-1020
Eyelet box lug rivet	PL-3587P
Lug thumb nut	NL-151K
Eyelet box guide	160
Guide threaded bushing	DE-K655
Guide screw	SL-1841V
Eyelet box, complete, viz.: 1-90, 1-160, 2-DE-K655, 2-NL-151K, 2-SL-1841V	*146
Brush	92
Brush shaft, assembled, viz.: 1-93, 1-PL-17P	93+
Brush shaft pin	PL-17P
Brush shaft screw	SL-5070V
Brush shaft extension	*94
Raceway, complete, viz.: 1-92, 1-93+, 1-94, 1-127, 1-128, 1-129, 1-130, 1-131, 7-144, 1-146, 1-NL-540K, 7-SL-2423V, 3-SL-3041V, 1-SL-5070V, 1-SL-5415V, 1-SPGL-129S	*159
Brush shaft pulley	95
Brush shaft pulley belt, 4' 2" of $\frac{3}{16}$ " round belting	152
Pulley guard	143
Pulley guard screw	SL-2687V
Pulley bracket	96
Pulley bracket screw	SL-5087V
Brush feed gear	97
Feed gear set screw	SL-5075V
Feed gear set screw nut	NL-532K
Brush spindle gear	100
Brush gear	101
Brush gear taper pin	PL-1519P
Brush pulley shaft	102
Shaft gear	103
Shaft gear taper pin	PL-1519P
Idler pulley	104
Idler pulley bracket	105
Bracket binding screw	SL-5416V
Idler pulley stand	106
Idler pulley shaft	141
Shaft set screw	SL-4157V
Shaft set screw nut	NL-532K

WRENCHES, ETC.

Punch bar nut pin wrench	WRHL-334H
Punch wrench	WRHL-333H
USMC oil can	CZR12

* When ordering, specify make and size of eyelet to be used.

Read Special Instructions on page 2 before ordering parts.

NUMERICAL INDEX -- WITH PRICES.

Part No.	Plate	Page	Price	Part No.	Plate	Page	Price	Part No.	Plate	Page	Price
1		3		63	3	5	\$0.30	125+	3	7	\$1.00
2A	13	3	\$15.00	64	11	5	.70	126	4	7	1.50
3	13	3	3.50	65+	4	5	1.20	127	14	7	10.00
UEB-3	14	3	4.00	67	1	5	.20	128	4	7	.60
UEB-4	13	3	3.00	68	8	5	1.50	129	12	7	3.50
UEB-5A	13	3	5.00	70	7	5	.50	SPGL-129S		8	
UEB-7	9	3	3.50	71	13	6	5.00	130	12	8	3.00
8+	13	3	5.00	72	10	6	1.50	131	3	8	1.50
UEB-8+	6	3	1.30	73	8	6	4.00	134	1	5	.10
CZR12		8	☉	74	8	6	4.50	136A+	8	3	1.75
13	1	3	.10	75	1	6	.60	137A+	8	3	1.75
14	7	3	2.00	76A	12	6	6.00	138A	3	3	.10
PL-17P		8		77	8	6	3.00	139	6	4	.50
19	14	4	4.00	79	4	6	1.20	140A	9	7	9.00
20	11	4	.60	80	9	6	2.50	141	6	8	.60
21	3	4	☉	81	10	6	1.00	142+	14	4	19.50
22	7	4	4.00	82	11	6	3.50	143	4	8	.50
23	3	4	1.00	83	1	6	.40	144	2	8	.10
24	11	4	.50	84	8	6	2.00	145	13	4	3.00
25	11	4	1.00	85	11	6	.80	146	13	8	9.00
26	9	4	1.50	87	6	6	2.50	150	8	6	3.00
27	5	4	1.20	88	4	6	1.50	NL-151K		8	
29	10	4	.80	ULP-88	10	7	.40	152		8	.60
30	5	4	4.50	91	13	8	.30	154	7	7	.70
31A	1	4	☉	92	13	8	3.00	155	14	6	3.00
37	12	4	5.00	93+	3	8	1.20	157	8	3	2.50
UEB-37	3	3	.40	94	3	8	.50	158	2	3	.60
38	3	4	1.00	95	12	8	5.50	159		8	
39	12	4	5.00	96	12	8	3.00	160	8	8	.90
UEB-39	3	3	.50	97	5	8	1.50	161	10	4	4.50
40	10	4	2.50	100	4	8	1.50	162	5	4	1.00
41	10	5	1.50	101	4	8	1.20	165	1	4	☉
42	3	5	1.25	102	11	8	2.00	166		4	
43	4	5	.50	103	4	8	1.00	167	14	3	2.50
44	3	4	1.00	104	9	8	1.50	168	7	6	.50
RF-45D	12	6	1.00	105	12	8	2.50	169+	13	5	3.50
RF-46	14	6	2.00	106	9	8	2.50	170	8	5	2.00
47A	1	5	.20	CL-106J		3		171		4	
48A	9	5	6.00	108	14	7	10.00	172	9	6	3.00
49	14	5	10.00	NL-108K		5		173		5	
50+	5	5	1.00	109	10	7	2.00	174	5	4	
51	10	5	1.00	110+	4	7	.75	175	5	4	
52	6	5	.30	111A	9	7	2.75	WL-177T		7	
53	9	5	6.00	113A	5	7	2.00	SPGL-189S	2	3	
54	12	5	7.50	114A	6	7	.60	NL-191K		7	
55	9	5	1.20	115	6	7	.50	WL-216T		5	
56	9	5	1.00	116	11	7	4.50	WL-217T		3	
57	8	5	4.00	117	5	7	1.50	PL-243P		6	
58	3	5	.75	118	6	7	.75	WL-296T		5	
59	6	5	1.00	119+	5	7	4.00	UE-326	3	7	.24
60	13	5	5.00	120	4	7	1.20	SPGL-332S	6	3	
61	9	5	4.00	NL-123K		5		WRHL-333H	4	8	
62	11	5	1.50	124	12	7	10.00	WRHL-334H	6	8	

☉Read Special Instructions on page 2 before ordering parts.

US/C

UEC

NUMERICAL INDEX—WITH PRICES.

Part No.	Plate	Page	Price	Part No.	Plate	Page	Price	Part No.	Plate	Page	Price
WL-360T		4	...	SPGL-1665S	2	3	...	SL-4207V		3	...
NL-368K		4	...	SPGL-1676S	2	3	...	SL-5069V		4	...
381	7	6	\$0.50	SL-1841V		8	...	SL-5070V		8	...
383	7	6	.30	SL-2034V		7	...	SL-5071V		5	...
PE-511D	1	8	.24	PL-2075P		7	...	SL-5072V		5	...
NL-532K		4	...	PL-2076P		5	...	SL-5073V		4	...
NL-535K		3	...	TTP-R2340	5	6	\$0.60	SL-5075V		4	...
NL-536K		4	...	SL-2423V		7	...	SL-5077V		4	...
NL-540K		8	...	PL-2547P		8	...	SL-5078V		4	...
SL-594V		6	...	PL-2549P		8	...	SL-5079V		4	...
DE-K655	2	8	.16	PL-2581P		6	...	SL-5080V		4	...
NL-657K		3	...	SL-2687V		8	...	SL-5081V		3	...
SPGL-671S	2	4	...	SL-3041V		8	...	SL-5083V		5	...
NL-737K		4	...	PL-3087P		3	...	SL-5084V		5	...
NL-738K		4	...	SL-3194V		3	...	SL-5086V		4	...
SDL-738Y		7	...	PL-3209P		7	...	SL-5087V		5	...
WL-753T		3	...	PL-3210P		5	...	SL-5089V		7	...
DE-K793	1	8	.20	PL-3211P		6	...	SL-5134V		3	...
PL-925P		3	...	PL-3212P		4	...	SL-5222V		4	...
PE-1020	2	8	.15	PL-3214P		4	...	SL-5286V		4	...
WL-1038T		6	...	PL-3215P		5	...	SL-5292V		5	...
WL-1039T		4	...	PL-3422P		4	...	SL-5298V		5	...
PL-1055P		6	...	SL-3583V		4	...	SL-5415V		8	...
SL-1081V		6	...	PL-3587P		8	...	SL-5416V		8	...
PL-1341P		7	...	SL-4055V		3	...	SL-5417V		4	...
SPGL-1375S	6	7	...	SL-4058V		6	...	SL-5456V		3	...
PL-1419P		3	...	SL-4063V		3	...	RL-8632G		6	...
SPGL-1572S	6	4	...	SL-4157V		6	...	WL-8965T		7	...
PL-1519P		8	...	SL-4172V		7	...				
SPGL-1662S	11	5	...	SL-4191V		6	...				

Read Special Instructions on page 2 before ordering parts.

US/C

10

UEC

PLATE 1. One-half actual size.




PLATE 2. One-half actual size.

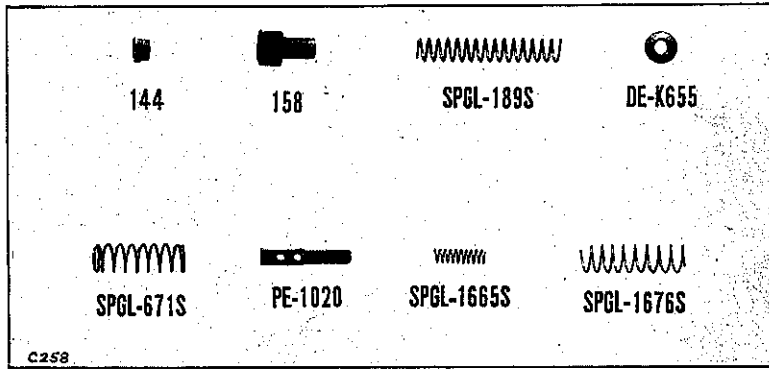
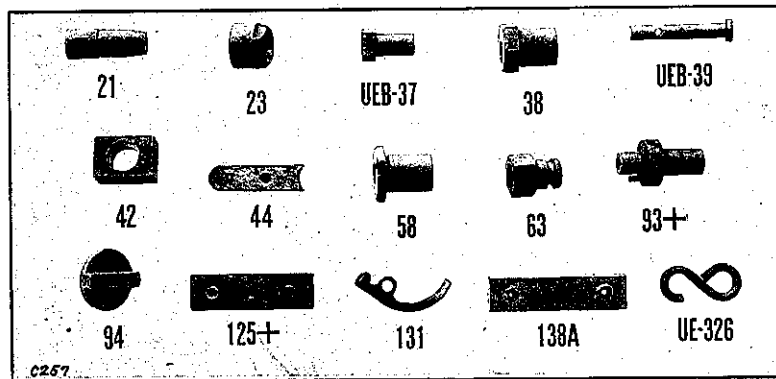


PLATE 3. One-third actual size.



USMC

UEC

PLATE 4. One-fourth actual size.

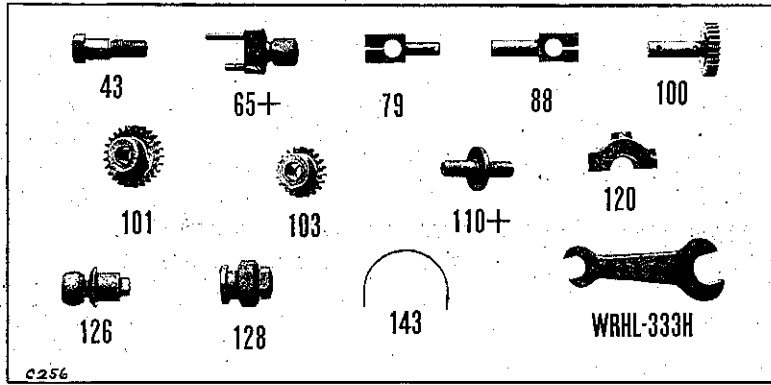


PLATE 5. One-fourth actual size.

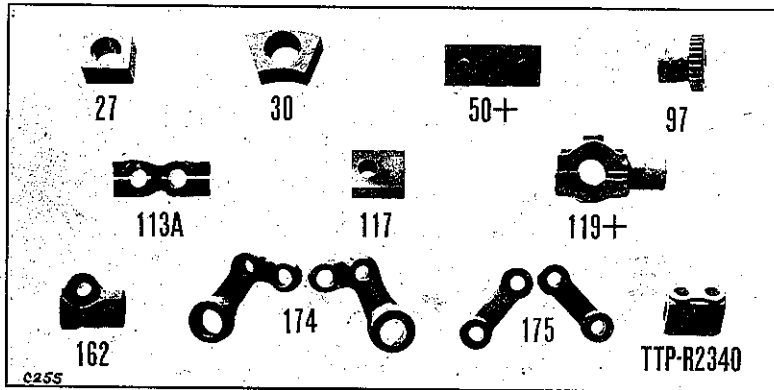
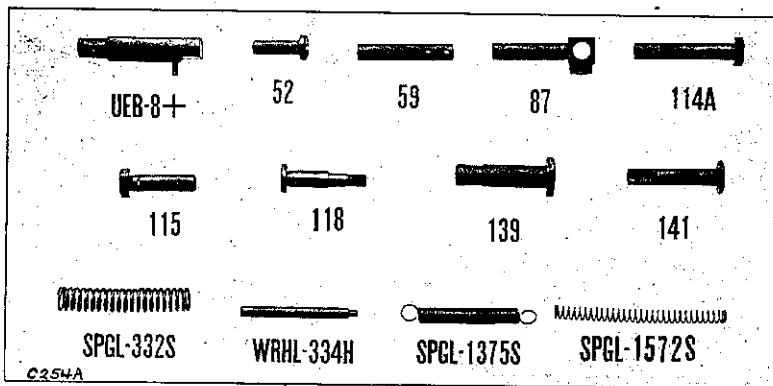


PLATE 6. One-fourth actual size.



USMC

UEC

PLATE 7. One-sixth actual size.

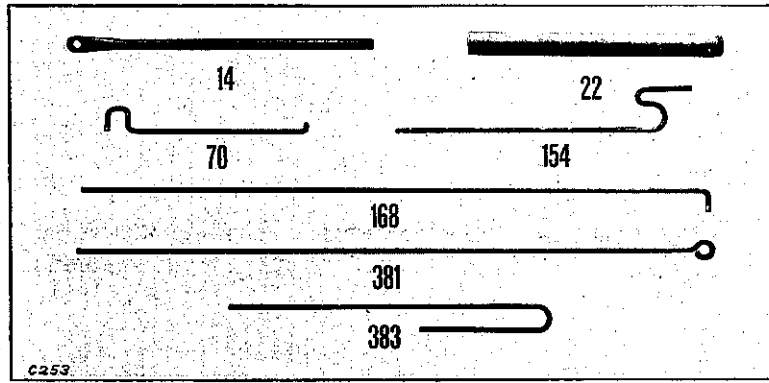


PLATE 8. One-sixth actual size.

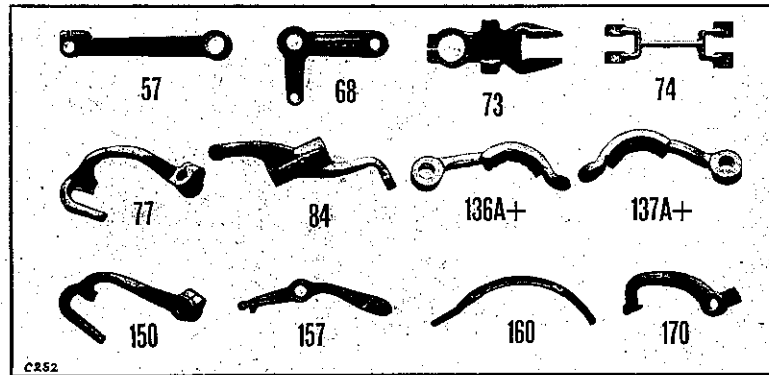
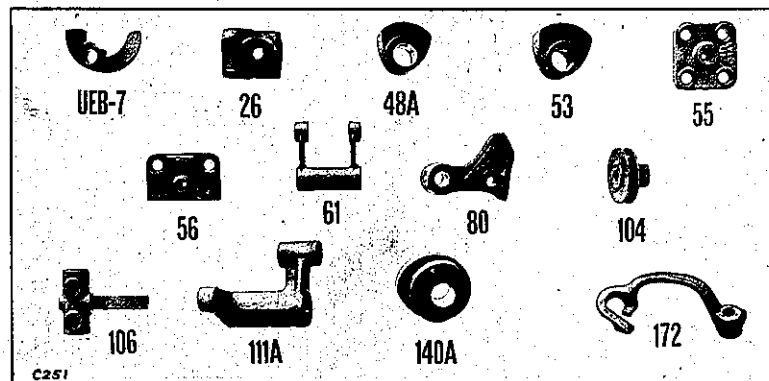


PLATE 9. One-sixth actual size.



US/C

UEC

PLATE 10. One-sixth actual size.

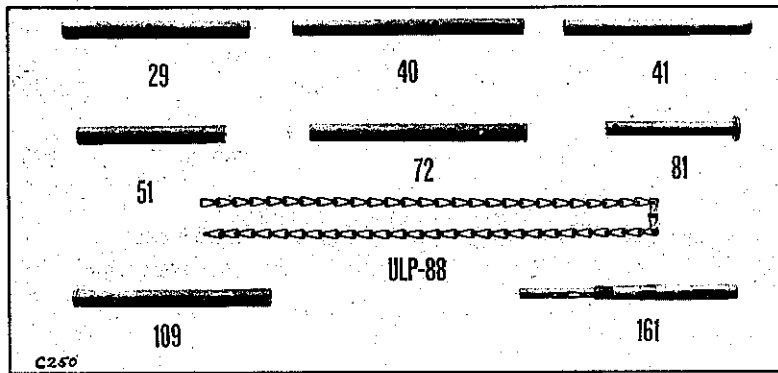


PLATE 11. One-sixth actual size.

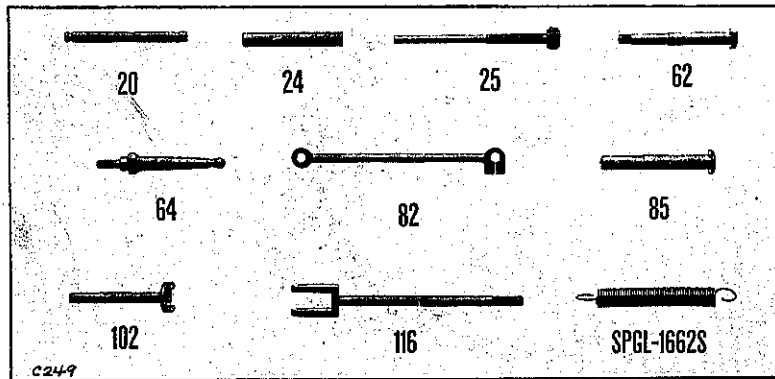


PLATE 12. One-tenth actual size.

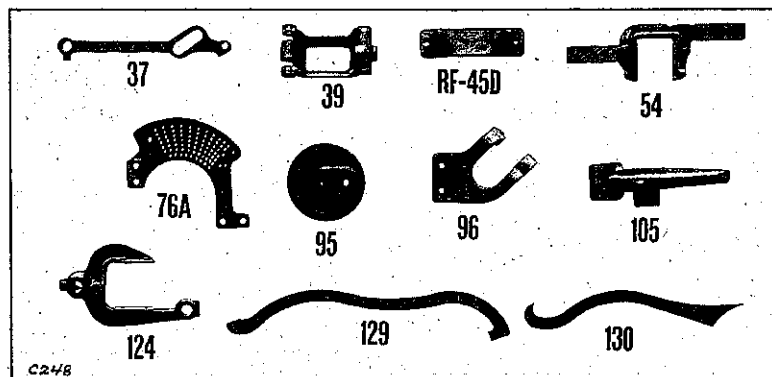


PLATE 13. One-tenth actual size.

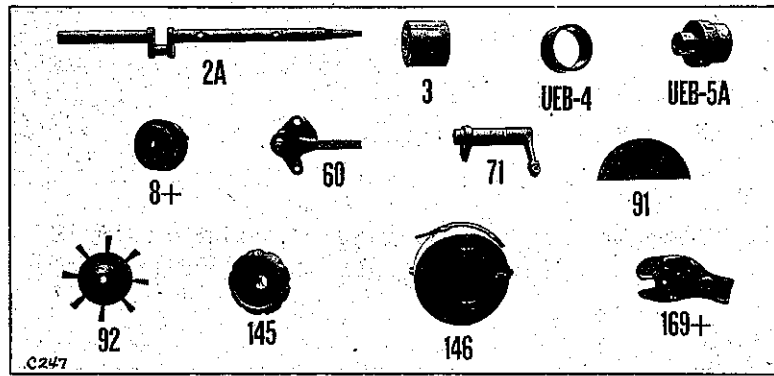


PLATE 14. One-fourteenth actual size.

